

- Enter the Registration Details Properly
- Double-check your information before proceeding.

User Registration

First Name	Last Name
<input type="text"/>	<input type="text"/>
Email	Phone Number
<input type="text"/>	<input type="text"/>
ID proof	Identity Proof Number
<input type="text"/>	<input type="text"/>
Password	Repeat Password
<input type="password"/>	<input type="password"/>
<input type="button" value="Register"/>	

- OTP will be sent to your registered mobile number and E-Mail.

OTP verification

OTP has been sent to your **Mobile number** and **Email id**. Wait for few moments.

Please check your **SPAM folder** in case you did not receive it in your inbox.

OTP

Time remaining: 176s

- Use your registered credentials to log in to the APTET-2023 portal.

Login

Email:

Password:

Login

Sign Up

Forgot password

Change password

Registration Successful.

You may Login Now

- Read the “How to Apply” Manual Carefully.

Dear Candidate,

Before applying for the APTET application, please read the “How to Apply” instructions carefully. [\[Click here to read the PDF\]](#)

I confirm that I have carefully read the instructions. Continue

- Complete the form step by step.
- **Important:** **Save your progress at each step to avoid data loss.**

Welcome to APTET, Testing
Application ID: APTET965335489f
Department Verification Status:
Comments:

If you have paid the challan and are not able to upload it, click on "Pay Challan using eGras" and then on the "Home" button located in the top left corner of the page. Alternatively, click on the back button of your web browser. After these steps, you will be able to locate the option to "Upload Challan".

User Information
Step 1
Go

Exam Preferences
Step 2

Mode of Exam
Step 3

Upload Documents
Step 4

Pay Challan using eGras
Step 5

Upload Challan Receipt
Step 6

Download Confirmation Receipt
Step 7

➤ Filling Personal Information

Update your personal Information

For Primary Level(Class I to V)
Maximum Age: 30 years(Non-APST) and 35
years(APST) as on 30/11/2024.

For Upper Primary Level(Class VI to VIII)
Maximum Age: 35 years(Non-APST) and 40
years(APST) as on 30/11/2024.

Father's name	Mother's Name
<input type="text" value="Father's name"/>	<input type="text" value="Mother's Name"/>
Date of Birth	Gender
<input type="text" value="dd-mm-yyyy"/>	<input type="text" value="-----Gender-----"/>
Permanent Residence of Arunachal Pradesh?	State / Union Territory
<input type="text" value="-----Permanent Residence of Arunachal F"/>	<input type="text" value="-----State / Union Territory-----"/>
District	Category
<input type="text" value="District of Domicile"/>	<input type="text" value="-----Please select-----"/>
>PWD?	
<input type="text" value="-----Please select-----"/>	
Permanent Address(fill below)	
vill / town / ward	Post Office
<input type="text" value="vill / town / ward"/>	<input type="text" value="Post Office"/>
Police Station	Pin
<input type="text" value="Police Station"/>	<input type="text" value="Pin"/>

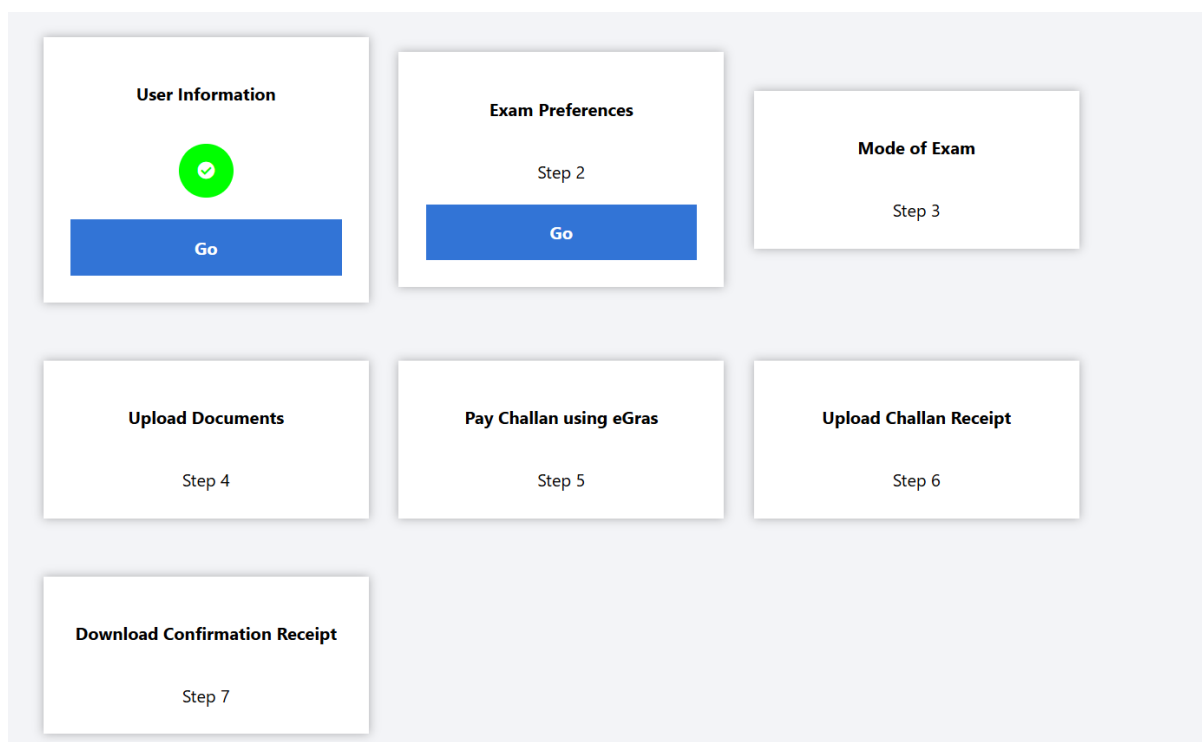
Present Address(fill below)

☐ Same as permanent address

vill / town / ward	Post Office
<input type="text" value="vill / town / ward"/>	<input type="text" value="Post Office"/>
Police Station	Pin
<input type="text" value="Police Station"/>	<input type="text" value="Pin"/>
<input type="button" value="save"/>	

➤ Save your progress

➤ Select your Exam Preference Carefully



➤ Select your Mode of Exam Carefully

➤ If you complete Steps 2, 3, and 4 and then change Step 2 again, you must re-complete all the steps by filling in and saving them properly to avoid data loss.

Update your Exam Preferences

I want to appear in these following exams

--Select--

--Select--

Primary Level(Class I to V)

Upper Primary Level(Class VI to VIII)

Both

Primary Level(Class I to V)

↓ Educational Qualifications

----Educational Qualifications----

Upper Primary Level(Class VI to VIII)

↓ Educational Qualifications

----Educational Qualifications----

↓ Subject Selection

----Please Select----

Notes:

1. Relaxation upto 5% in qualifying marks for the candidates of reserved category as per State Govt. norms.

2. D.El.Ed/B Ed. Course from NCTE recognized institution and Diploma in Special Education and B.Ed (Special Education) organized by Rehabilitation Council of India (RCI) shall only be considered.

3. For Primary Level(Class I to V)
Maximum Age: 30 years(Non-APST) and 35 years(APST) as on 30/11/2024.

4. For Upper Primary Level(Class VI to VIII)
Maximum Age: 35 years(Non-APST) and 40 years(APST) as on 30/11/2024.

save and next>>

➤ Fill data and Save the Progress

Add additional information for the Exam Qualifications

You have selected Primary Level(Class I to V) with "Graduation with at least 50% marks and Bachelor of Education (B.Ed)" as your qualification.

Are you appearing

No (Already passed the exam) ▾

-- Select--

No (Already passed the exam)

Yes

No (Already passed the exam) ▾

You have selected Upper Primary Level(Class VI to VIII) with "Graduation with at least 50% marks and 1 or 2 year Bachelor in Education (B.Ed)" as your qualification.

Enter marks obtained in Graduate

Enter maximum marks in class Graduate

% Marks you obtained

0

0

% marks

Calculate

save

➤ Fill data and Save the Progress








- Documents will be required based on your exam preference selection. The image below is only for demonstration purposes.

Document Upload

Allowed extensions: .jpg, .jpeg and .png only

Minimum allowed size(for each image): 90kb

Maximum allowed size(for each image): 150kb

Passport size photo <input type="button" value="Choose file"/> No file chosen <input type="button" value="Upload"/>	
Photo of your Signature <input type="button" value="Choose file"/> No file chosen <input type="button" value="Upload"/>	
Photo of your PAN Card <input type="button" value="Choose file"/> No file chosen <input type="button" value="Upload"/>	
Photo of your class 10 pass certificate <input type="button" value="Choose file"/> No file chosen <input type="button" value="Upload"/>	
Photo of your class 12 pass certificate <input type="button" value="Choose file"/> No file chosen <input type="button" value="Upload"/>	
Bachelor in Education (B.Ed) pass marksheet / Certificate <input type="button" value="Choose file"/> No file chosen <input type="button" value="Upload"/>	
Graduation Consolidated Pass Marksheet / Certificate <input type="button" value="Choose file"/> No file chosen <input type="button" value="Upload"/>	

- Upload Documents and Save the Progress

- Once you complete these steps, you will be redirected to the dashboard
- Next Click on the Pay Challan using eGras Button and Make the Payment Online.

User Information

Exam Preferences

Mode of Exam

Upload Documents

Pay Challan using eGras

Upload Challan Receipt

Download Confirmation Receipt

- Click on '**Pay**' and make the payment through the eGras Arunachal Portal. If you have already paid the challan, click on the **Back/Home** button in your browser. After that, you will find the option to upload the challan.

Home Log out

If you have already paid the challan and wish to upload it:
1. Click on the Back button or the Home button located on the top-left corner of your browser.
2. After this, the Upload Challan button will be enabled.
3. Click on it to upload your challan.

Back

Pay Without Registration

Useful for users who pay challan less frequently.

User Manual Pay

Search Challan

Useful to search Challan which is created using Pay Without Registration option.

Go

- Select the **Department Name**, **Payment Type** and **Office Name** as mentioned in the below image on this page.



Challan Payment Form (Fields marked with * are mandatory)

Department Details

Department*	Payment Type *
<input type="text" value="State Council of Educational Research and Training(SCERT)"/>	<input type="text" value="0202 - Education Sports Art and Culture"/>
Office Location*	Office Name *
<input type="text" value="PAPUM PARE"/>	<input type="text" value="SCERT, Itanagar"/>
Period Year *	
<input type="text" value="2025-2026"/>	<input type="text" value="One Time/Adhoc"/>
Form ID	
<input type="text" value="{ Select Form ID }"/>	

- Enter the correct fee amount as mentioned in the official APTET-2023 Notification.
- **Name:** Enter the name of the candidate who will be appearing for the exam
- **Enter the Valid Mobile No.**

eGras

arunachaltet.in

egras.arunachal.gov.in/paywithoutreg

Scheme Name	Amount
0202-01-101-01-01 Examination Fees	
Total Amount	0

Payer Details

Department Tax ID

Department Tax Id

PAN

PAN NO.

Name *

Type Candidate Name

Block No./Premises

Enter Block No./Premises

Locality/Road

Enter Locality/Road

Area/City

Enter Area/City

PIN

6 Digit Postal Code

Mobile No. *

10 Digit Mobile No.

Remarks

APTET 2023

➤ The sample amount shown in the form is only for demonstration.

eGras

arunachaltet.in

egras.arunachal.gov.in/guestinfo

DRAFT CHALLAN
TR FORM - 5(a)

GRN AS	To Be Generated	BARCODE	To Be Generated	Date	07/09/2025	Form Id	
--------	-----------------	---------	-----------------	------	------------	---------	--

Department	State Council of Educational Research and Training(SCERT)
Type of Payment	0202 - Education Sports Art and Culture
Office Name	SCERT, Itanagar
Location	PAPUM PARE
Year	2025-2026 One Time

Account Head Detail	Amount in Rs
0202-01-101-01-01 Examination Fees	800
Total Amount	800

Payer Details

Tax-Id	
PAN No (If Applicable)	
Full Name	Type Candidate Name
Flat/Block No,Primises/Bldg	
Road/Street, Area/Locality	
Town/City/District	
PIN	
Mobile No.	2222222222
Remarks	APTET 2023
Amount in Words	Eight Hundred Rupees Only

Payment Details

Payment Mode Selected	SBI E-PAY Payment Gateway
Bank Selected	SBI

All the information entered is found correct in the above draft. I want to proceed for SBlepay Payment Gateway payment using SBI

Note*: Correction in challan data is not possible once you proceed, click on Cancel button if you want to modify the above information.
Payment Gateway charges will be paid by the customer depending upon the payment mode selected.

☒ Agree ☐ Disagree

Proceed

Cancel

➤ Note the Order No. (AR.....) on this page for future reference.



Following channel(s) is/are unavailable during mentioned time:

- CSB Bank - Retail (NB) From: 2025-09-02 17:45:51 To: 2025-09-30 23:59:59
- Janata Sahakari Bank Ltd. Pune (NB) From: 2024-02-14 19:19:50 To: 2025-12-31 23:59:59
- Puniab and Maharashtra Co-operative Bank Ltd (NB) From: 2023-04-01 16:26:44 To: 2030-12-31 23:59:57



As per RBI Guidelines all cards (physical and virtual) shall be enabled for use

Payment Details

Debit/Credit Card

SBI Corporate Credit Cards

Internet Banking

UPI

NEFT

SBI Branch Payment

Please ensure that your card is enabled for online (E-Commerce) transactions
कृपया सुनिश्चित करें कि आपका कार्ड (ई-कॉमर्स) लेनदेन के लिए सक्षम है

Card Number

Name of the card holder

Expiry Date/Valid Thru

CVV/CVC 4-DBC

☒ Use your GSTIN for claiming input tax (Optional)

Pay Now

[Cancel](#)

Order Summary

Kindly note Order No.

Order No.:
AR010919301202526P

Merchant Name:
e grass Arunachal

Amount: 800.00

Processing fee:

GST:

Total:

APM ID: PG_TRANS_396

- After payment, a PDF challan receipt will be generated
- Save this receipt carefully—you will need it to upload later.

GRN AR010919341202526P		BARCODE		Date 07/09/2025 14:21:24		Form ID	
Department State Council of Educational Research and Training(SCERT)				Payer Details			
Type of Payment 0202 - Education Sports Art and Culture				Tax ID (If any)			
				PAN No.(If Applicable)			
Office Name SCERT, Itanagar				Full Name Testing			
Location Itanagar							
Year 2025-2026 One Time				Flat/Block No./Premises/Building			
Account Head Details		Amount In Rs.					
0202-01-101-01-01 Examination Fees		1		Road/StreetArea/Locality			
				Town/City/District			
				PIN			
				Remarks (If Any)			
Total		1.00		Amount in Words		One Rupees Only	
Payment Details SBI epay				FOR USE IN RECEIVING BANK			
Cheque-DD Details				Bank CIN	Ref. No	10015092025090700273	1480356795713
Cheque/DD No.				Bank Date	RBI Date	07/09/2025 14:21:50	Not Verified with RBI
Name of Bank				Bank-Branch		SBI epay	
Name of Branch				Scroll No. , Date		Not Verified with Scroll	

Mobile No. 1111111111

➤ Upload the Successfully Paid Challan

e-Challan Receipt Upload

Allowed extensions: .pdf only

Warning!!! You cannot modify your Information after this submission.

GRN (18 characters Alpha Numeric)

AR012739351622526P

Challan Date

09-09-2025



Upload Paid Challan:

Only .pdf extensions are allowed upto file size 150kb

Choose file document.pdf

Submit

User Information

Exam Preferences

Mode of Exam

Upload Documents

Pay Challan using eGras

Upload Challan Receipt

Download Confirmation Receipt

Step 7

Go

- After uploading the challan, you may not be able to modify your application.
- Download the confirmation/Acknowledgement receipt for future reference.

THANK YOU